



# World Class Standards

At Meyer Distributing, we look forward to continuing our efforts to provide the best service we possibly can. We will continue to support all of our customers and vendors, building partnerships and friendships across the globe.

It is our aim to show an attention to detail that will set us apart from other larger companies. We take pride in being close to the heartbeat of our business and hold all of our staff to the highest of standards. We will never lose sight of our core principles of dedicated, precise, and personal service.

## Our Story

Meyer Distributing is a leader in specialty products distribution and marketing. Through numerous strategically positioned warehousing facilities, Meyer serves thousands of customers nationwide with most states via Meyer Logistics direct ship. All Meyer associates have but one goal: To improve our ability to offer the fastest, most flexible and most reliable service in the industry. Our hardworking sales staff, the mix of over 300 product lines and our high fill rate will provide you with what you need to be profitable on a dependable, repeatable basis.

When you call our toll free phone lines, you speak to a friendly, live person – not a recording – and are treated like a customer and business professional – not an account number or a credit limit.

As a specialty parts retailer or aftermarket wholesaler, you will not find a better friend than Meyer Distributing. Because that's what you are: A valued Meyer Distributing friend and partner. Meyer Distributing's strong work ethic, focus on customer service and

technology and wide array of product lines offer customers the total package. We look forward to working with you now and into the future.

## Valued Partners

At Meyer, we focus on what matters most in any business – the customer! Our traditional approach of focusing on the basics while integrating industry leading methodology offers retailers and wholesalers a truly unique package. With the freedom that comes from being a family owned and independent warehouse distributor, we can take pride in the fact that we are quick to react and flexible in all aspects of our business. From the top down, we all have ownership in our role; to better serve our customers. We like to think that we have a lot of friends we do business with rather than just “account numbers.” This personal commitment will continue to make us the logical choice for those that value honest, personal, and dedicated service. We appreciate your business and are here to serve you!

## Benefits of Meyer Distributing:

- Free online ordering
- Access to one of the nation's largest inventories of specialty parts and accessories
- Next day service
- Knowledgeable sales consultants
- Spanish bilingual call center
- Company owned fleet
- Highly involved, hard working owners

## Price, Availability, Service, Service, Service

What factors influence why you choose a distributor? Do you buy from the WD with the lowest price? Do you buy from the WD with the best service regardless of price?

Are you looking for the company that has it all? We have your answer: Meyer Distributing.

When combining price, availability, and unmatched customer service based upon a common sense, down to earth approach, you have a company you can rely on. Each Meyer employee knows personal relationships, rock solid dependability and good value are most important to our customers.

Each day at Meyer we apply this logic – from sales to fulfillment – our team takes pride in what they do. As we continue to implement cutting edge operations and technology to lead this industry, you can trust that our business is to serve you.

## Manage Your Meyer Account Online, For Free!

Join Meyer on the leading edge of technology and manage your account online! The Meyer Online Account tab enables you to view your open invoices and statements with just the click of a button.



Tired of paper messes piling up on your desk? Meyer Online solves this problem and helps you save time and money by having all of your account needs displayed in real-time. Email us today or include a note with your next statement to go paperless!

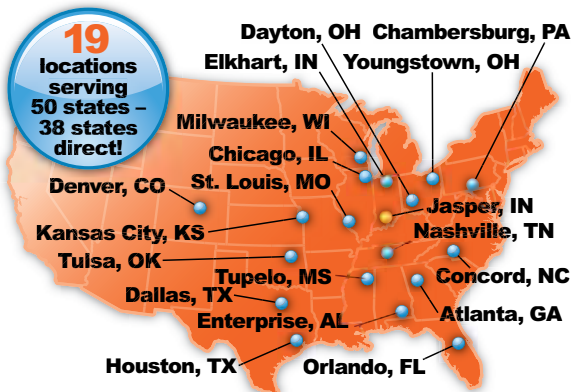
## Benefits of Meyer Online:

- Sign up an unlimited number of users
- View product pricing and inventory across all warehouses in real time
- Receive notifications of special offers
- Place, modify and delete orders
- View cutoff time and delivery schedule
- View your open orders and account
- Seamlessly manage multiple ship-to stores
- Hyperlink to vendor sites
- Download manufacturer created media
- View manufacturer price updates
- Learn how to use Meyer Online with interactive training video
- Call toll free for help! 800.731.3407.

All free of charge!

Sign up today and enjoy the benefits.

[MeyerDistributing.com](http://MeyerDistributing.com)



## Fifth Wheel Hitches



**REESE**

### Reese® Elite™ Series


- 18K model – 18,000 lbs. gross, 4,500 lbs. pin weight capacities – optional slider available
- 25K model – 25,000 lbs. gross, 6,000 lbs. pin weight capacities
- Wider footprint for increased stability
- Custom vehicle-specific mounting kits
- Fully assembled
- 7-year limited warranty



**DRAW-TITE**

### Draw-Tite® 16K Select Series

- 16,000 lbs. capacity – 4,000-lb. pin weight capacity
- Adjustment height – 14½” to 18”
- Quick installation – removes in seconds
- Fore-and-aft & side-to-side 4-5° pivot
- 5-year limited warranty



**PRO**  
SERIES

### Pro Series™ 15K, 16K, 20K

- 15K model – 15,000 lbs. gross, 3,750 lbs. pin weight capacities
- 16K model – 16,000 lbs. gross, 4,000 lbs. pin weight capacities
- 20K model – 20,000 lbs. gross, 5,000 lbs. pin weight capacities
- Adjustment height – 13” to 17”
- 3-year limited warranty

## Fifth Wheel Pin Box Couplers



**REESE**

### Reese® 5th Airborne

- Premium air ride box
- Significantly reduces negative impact of vertical shock & longitudinal chocking
- Helps keep your valuable & fragile possessions in place
- Engineered & developed by long-time veterans of the towing industry



**REESE**

### Reese® Sidewinder

- Designed specifically for short bed pickup trucks
- Eliminates turning & clearance headaches
- Make up to 90°+ turns without exiting the truck
- Moves the coach's pivot position rearward while keeping the load centered over the axles
- 6K & 19K models

**DRAW-TITE**

**Be sure to contact your Meyer sales rep for all of your receiver hitch & accessory related needs.**



## Trailer Wiring & Breakaway Systems

### Bargman® Fifth Wheel & Gooseneck Trailer 90° Wiring

- Allows for easy hook-up of fifth wheel & gooseneck trailers
- Durable connectors
- 9' lead reaches almost anywhere
- Includes spacer block & mounting hardware
- Chevrolet/GMC, Dodge, Ford & Toyota applications

**Bargman**



### Pro Series™ Breakaway System – Push To Test

- Push To Test: LEDs indicate Fully Charged, Charging or Needs Recharge
- Built-in battery charger works when plugged into the tow vehicle
- Activates trailer brakes upon separation of trailer & tow vehicle
- For use on 1, 2 or 3 axle trailers equipped with electric brakes
- 1-year limited warranty




**PRO**  
SERIES

## Gooseneck & Conversion Hitches

### Draw-Tite® 30K Hide-A-Goose™ Gooseneck Hitches

- Allows full use of pickup bed area when hauling cargo
- No alteration of OE exhaust systems required
- Accommodates all standard vehicle suspensions
- 2 5/8" forged, heat treated zinc ball standard, 3" ball optional
- Magnetic cover protects ball hole when not in use
- Rated for 30,000 lbs. gross trailer weight & 7,500 lbs. vertical load & tested to V.E.S.C.-19 specs for 30,000 lbs. gross vehicle weight rating
- Rail kits rated to match manufacturer's vehicle weight ratings
- Spring loaded safety chain loops included
- Limited lifetime warranty



### Draw-Tite® Hi-Rise™ Conversion Hitch

- Converts any B&W, Draw-Tite or Bulldog under-bed gooseneck hitch to a fifth wheel hitch
- 4-way pivoting head with self-latching jaw design
- 4° side to side pivot for better control
- 14 1/4" to 18" vertical adjustment
- Adjustable anti-rotation strips
- Lockable, extended length handle
- 18,000 lbs. gross / 4,500 lbs. pin weight capacities
- 2-year limited warranty



## Weight Distribution



### Draw-Tite® Strait-Line™ System

- Combines the Dual Cam High-Performance Sway Control & the High-Performance Weight Distributing System
- Fully automatic & self-centering
- Hooking up spring bars automatically hooks up sway control
- Reduced noise
- No U-bolts to interfere with bottle racks or other A-frame mounted items
- Attachment reference points provided
- Easy adjustment of centerline
- No need to relocate items on top of A-frame to install Sway Control
- Limited lifetime warranty



### Pro Series™ Weight Distribution Trunnion & Round Bar

- Combination single piece cast head
- Easy to use adjusting washers
- Unique washer design allows for quick spring bar tension adjustment
- Round tapered spring bars
- Head is compatible with Friction Sway Control (each side)
- Includes WD shank #63970
- 5-year limited warranty



## Trailer Jacks

### Bulldog® A-Frame Jack with Powered Drive

- Positions quickly with 27" of total travel – 17" screw travel & 10" drop leg travel
- 4000-lb. lift capacity
- Handy built-in level
- Onboard LED courtesy light
- Manual override capability easily accessible from the top
- Retains like-new appearance with corrosion-resistant surfaces
- Limited 5-year warranty



## Brake Controls

### Tekonsha® Prodigy® P2

- Reverse battery protection for both vehicle & breakaway
- For up to 4 braking axles
- Multiple mounting options – 360° vertical rotation
- Digital display depicts voltage
- No level adjustment necessary
- Works proportionally in reverse
- Works with electric over hydraulic brakes
- Produces stops proportional to vehicle's deceleration rate
- Original "boost" feature for customized braking
- Limited lifetime warranty (some conditions apply)



### Tekonsha® Prodigy® RF

- The perfect shared-trailer solution
- User does not need a dash mounted, hard wired brake control
- True proportional trailer braking, forward or reverse
- No level adjustment necessary
- Trailer braking power supplied via 7-way connector from the vehicle
- For use on any trailer with up to 3 braking axles



## Bike Carriers


### ROLA® NV2™ Bike Carrier

- Carries 2 bicycles of any style
- Adjustable for both adult & children's bike sizes
- Lightweight aluminum support arms
- Built-in loops for cable locks
- Foam pads protect frame & rims
- Fits 1¼" & 2" receivers



### ROLA® TX-Series Bike Carriers

- Holds 2, 3 or 4 bikes depending on model
- Dual arm support for extra stability
- Tilt carrier to access vehicle without unloading bikes
- Anti-sway rollers reduce bike movement
- Pull tethered pin to lower arms
- Large mouth cradles fit most bike frames
- 2 & 3 bike fits 1¼" & 2" receivers
- 4 bike fits 2" receivers



### Pro Series™ Q-Slot 2™ 2-Bike Carrier

- Fits 1¼" & 2" receivers
- Won't damage high-performance frames
- Fully adjustable wheel slots
- Center tube tilts for rear bike access
- Rust resistant E-coat & powder coat
- Rise shank for extra road clearance
- Padded contact points
- Tilting vertical stabilizer
- Bolt-on 1¼" & 2" shank adapter
- Compact storage



## Cargo Carriers

### ROLA® Cargo Carriers

- Up to 600 lbs. load capacity
- Two models to fit 1¼" & 2" receivers (Class II-IV)
- Rise shank to elevate cargo carrier above exhaust outlet
- Attachment points to relocate vehicle license plate
- Optional light kit available (#20174)
- 56" x 23" x 5¼" (inside dimensions)



## Cargo Bags

### ROLA® Cargo Bag

- Expands from 9½ to 11½ cubic feet
- Premium quality rainproof material with sonically sealed seams
- Six straps for added attachment security
- Two interior pockets allow organization of smaller objects
- Zip closure allows the bag to expand
- Fits cargo carriers up to 60" x 24"
- 48" x 19" x 18" expands to 48" x 19" x 22"



## LED Trailer Lights

- Light up faster than incandescent lamps
- Use a fraction of the current required for incandescent lamps
- No filament means greater resistance to shock & vibration



4" Round Tail Lamp Kit



2" Round Red or Amber Marker / Clearance Lamp Kit



6" Oval Tail Lamp Kit, Vertical or Horizontal Mount



2" Red or Amber Snap-Lock Marker / Clearance Lamp Kit

## Hitches

### Round Bar Weight Distributing Hitch, 6000 lbs.


Complete kit includes ball mount and shank assembly.

- 8" total height adjustment
- 10" shank length
- Dual sway control platform
- Raised ball platform for greater coupler clearance
- 6,000 lbs. GTW / 600 lbs. TW



### Pull Maxx™ 16K 5th Wheel Hitch with Glider & Installation Rails

Economical 16K 5th wheel for the occasional tower. Dual pivot design with side swivel lockout, slide bar locking jaw, automatic locking head design. Includes Valley Glider® for use in short bed pickups and installation rail kit.



### Pull Maxx™ 16K 5th Wheel Hitch with Installation Rails

Economical 16K 5th wheel for the occasional tower. Dual pivot design with side swivel lockout, slide bar locking jaw, automatic locking head design. Includes installation rail kit.

## T-Connector

T-connectors provide an easy, non-invasive method to provide trailer wiring for most tow vehicles. Simply locate the tow vehicle's factory wiring harness and plug the T-connector into the vehicle harness connector. No specialized tools are required.

- Professional factory appearance
- Quick, easy installation
- Durable one-piece construction
- Non-invasive – no cutting or splicing required
- Taillight converter included (where applicable)
- Constructed of durable 16 ga. bonded wire
- Includes molded 4-flat connector with dust cap
- Simple, easy-to-follow detailed instructions included



**Valley**

### Blackbird™ Electric Brake Control for 2-8 Brake Systems

Stronger... smaller...faster... the Blackbird™ trailer brake control is 20% more powerful and is capable of stopping up to 8 trailer brakes faster than ever, in the smallest package available. Features exclusive F.E.T. technology and is only 3.75" x 3" x 1". Easy-to-read digital display communicates output power and a host of diagnostic functions.

## Friction Sway Control



Dual friction brake pad design provides constant / adjustable sway reduction.

- Easily secures with socket & spring clip connectors
- Mounts directly to weight distributing hitch or ball mounts
- Detaches quickly & easily for storage

## Rooftop Cargo Boxes

- Available in 3 sizes
- Compatible with most round bar, square bar & factory rack systems
- Includes mounting hardware



## Hitch Mounted Cargo Carriers

**Hitches**



**Class 5 Hitch Receivers**

- HD design for Dodge, Ford & GM
- Available with 2" or 2½" tube
- Includes 5/8" hitch pin with cotter
- Includes all hardware required for installation



**Class 4 Service Body Hitch Receiver**

- Accepts all 2" hitch accessories
- HD design for Stahl® service bodies
- Buyers Products is not affiliated with Stahl®



**Fifth Wheel Hitch**

- Independent side-to-side & fore-aft pivot
- Simple turn of handle permits full hitch swivel for ease of coupling or non-swivel towing position
- 12½" to 16½" height adjustment
- Hardware included for HD trucks with open C-channel frames
- 16,000 lbs. G.V.W.R. capacity
- 3,750 lbs. vertical rating
- 5-year warranty for original installation



**Friction Sway Control**

- Reduces sway from windy conditions or passing vehicles
- Comes complete with slide bar, crank handle, chrome ball, spring clips, friction plate & mount reinforcement plate
- Detaches quickly for storage

**Hitches / Towing Accessories**



Emergency Road Triangle Kit



Ball Mounts



Combination Hitch



Pintle Hooks & Mounts



Towing Ball



Hitch Balls



D-Rings



Receiver Adapters & Extensions



Trailer Connectors



Commercial Work Gloves



Wheel Chock



Step Bumper Hitch



Hitch Pin Assembly



### Ranch Hitch Adapter

Convert your 5th wheel trailer to a gooseneck. The Ranch Hitch Adapter fits all 2-5/16" gooseneck hitches, adjusting from 11-3/4" to 14-3/4" measuring from bottom of pin box to top of ball. Kit includes all hardware for easy attachment. Now accepts padlock to secure trailer when not in use. Optional slide hammer makes installation even quicker. 6,000-lb. tongue / 24,000-lb. trailer weight.

### Rapid Hitch Adjustable Aluminum Ball Mount

The perfect hitching system, when only the best will do! Rapid Hitch now comes in three different sizes, featuring 3-1/2", 5-1/2", or 10" of adjustment in both raised and downward position, for a total of up to 20" of vertical travel. Great looking polished aluminum. Comes standard with 2" x 2-5/16" steel balls. 1-7/8" x 2" balls available. 1,500/10,000-lb. rating.



### EZ Goose Gooseneck Receiver

What is the most annoying thing about gooseneck couplers? Having to climb into the bed of the truck to lock them into place! Andersen Manufacturing has designed the EZ Goose to eliminate this annoying requirement. The EZ Goose carries the same time tested remote locking cable as our ever-popular Ranch Hitch Adapter. Plus, it has a bell shaped coupler that acts as a funnel. No need to jockey back and forth to get your tow ball exactly under your gooseneck. If you're within 3" in any direction, the belled coupler will funnel the ball into place. A quick 1/4 turn of the remote cable handle and you are locked on and ready to roll. The EZ Goose is 31" long with strong 4" schedule 80 tubing, silver powder coat for long-term good looks, and is drillable for a through-pin. It's rated at 24,000 lbs. GTWR with a tongue weight of 6,000 lbs.



### Adventurer™ – Good

- Folding A-frame tow bar
- Adjustable arms collapse for easy storage
- Mounts to towed vehicle base plate
- Quick mounting & dismounting
- 5,000 lb. Class III rating



### Aladdin® – Better

- Easy fold-away aluminum motor home mount tow bar
- Self-aligning, with 3-axis swivel design
- The ultimate in quick disconnecting
- 5,000 lb. Class III rating



### Aventa LX™ – Best

- Self-tightening pivot ball; no loose joints
- Offset attachment points for ease of hook up / unhook
- Spring-loaded pin locks for easy hook up & disconnect
- 10,000 lb. Class IV rating



Base plate required for tow vehicle ordered separately – see the Blue Ox application guide for fit instruments.





## True "Form Fit" Louvered Tailgates



Rugged construction enhances your truck's appearance & economy

- Open air-foils cut wind resistance for fuel economy
- Superior rear view visibility
- Deep "V" for easy hitching
- Galvanized steel
- Heavy duty fold-over louvers
- Spring hinged center latch
- Durable black powder coat
- Center latch fifth wheel & straight models available
- Custom form fit for full size pickups
- Fast, easy installation
- Sturdy construction



## HUSKYLINERS<sup>®</sup>

THE NEXT STEP IN AUTOMOTIVE PROTECTION

### 5th Wheel Tailgate

- Husky Liner tailgates are vehicle specific & contoured to match your truck's body lines & style
- Center handle allows for easy opening with only one hand
- Comes with two keys
- Made from aircraft grade aluminum that is half the weight of factory tailgates, helping to increase fuel mileage
- Louvered design adds rearward visibility
- Unique heavy duty rotary latch is Federal Motor Vehicle Safety Standard (FMVSS) approved
- Uses all factory hinge & latch points, giving you a quick & flawless installation



### Trailer Boxes

The 34"L x 16"W x 21"H box features a built-in welded aluminum support for secure mounting on the lighter-weight straight tongues of boat and snowmobile trailers. The 49"L x 18"W x 21"H version is designed for use with camping, lawn maintenance and utility trailers. This box uses space not often used and helps balance your trailer for better tracking and towing. Lots of usable storage and lockable, too!



### Hitch Carrier with Optional Carrier Chest Box

This carrier is crafted of lightweight strong alloy aluminum, an all-welded structure designed tough, with a fully stressed structural beam floor. Strong enough to compete with the steel ones (500-lb. capacity) yet will last a lifetime safely and not rust. Pair this carrier with our chest box and you have a weather-tight box combo that no one else can beat.



### Poly Triangle Trailer Tongue Box

Lightweight storage that mounts to your trailer tongue. Double-walled lid. Zinc-coated steel hasp. 6 cu. ft., 36"L (back) x 18.25"L (front) x 18.75"W x 18"H.

- Heavy-duty, impact-resistant polyethylene
- Overlapping, top-opening lids
- Stainless steel hinges

The level of performance you want, when you want it!



- Air spring system delivers superior ride
- Has 4-layer system
- Solid girdle hoop for strength
- Rolled & crimped for durability
- Enhance towing or hauling
- Reduce suspension fatigue
- Many no-drill applications
- Simple installation
- Maximize load capacity

**WORK-RITE** Entry-Level Load Management System

- Injection-molded, so no air pressure to monitor
- Six combinations for use on light duty trucks, vans and SUVs
- Most are no-drill for easy installation



- RIDE-RITE** AIR HELPER SPRINGS
- Reinforced double convoluted air springs install between the frame and the axle.
  - Supports up to 5,000 lbs. per set

**Level Command II Kit**

Utilizes a **standard duty** compressor and gauge for moderate usage of air helper springs. This unit provides equal inflation of both air springs.



**AIR NECESSARY SYSTEMS**

An instant air source for all Firestone suspension products. Simply flip a switch and adjust the ride for various load and road conditions.



**On Board Air Compressor Systems**



**Revolutionary on board air control**

- Easiest installation ever – no lines or wires to the cab!
- Wireless handheld unit for convenient operation in or outside the vehicle
- Advanced diagnostics for safety & peace of mind
- Automatically maintains set pressures
- Two user-defined memory buttons allow for frequently used settings
- Kit includes compressor, manifold & control box – everything you need!



- Economically priced, popular accessory for pickups & vans
- Includes our exclusive wiring harness for faster, easier installation
- Automatically maintains safe air pressure
- Single path model features front-to-rear leveling; dual path model controls two air springs independently for front-to-rear & side-to-side leveling



- Easy to install brackets, no air lines or fittings
- Rear kits for popular late-model pick-ups, front kits for snow plow support
- Made of long-lasting closed-cell urethane foam, the same material used in OEM suspension parts
- Urethane foam traps air to provide a cushion against sag
- Quick, easy, bolt-on installation
- Lifetime warranty



**Adjustable Air Helper Spring System**



- Fits many ¾ ton & 1 ton pickups, vans & motorhomes with leaf springs
- Up to 5,000 pounds of leveling capacity\*
- Air adjustable from 5 to 100 psi for maximum comfort & load support
- Lifetime warranty



\*Never exceed manufacturer's Gross Vehicle Weight Rating



### Suspension Enhancement Systems

- Eliminate sag & sway
- Optimize load handling
- Improve roll stability
- Cushion road shocks
- Improve ride comfort
- Trouble free
- Permanent solution
- Simple to install




## SumoSprings

By SuperSprings International, Inc.

### Front & Rear Suspension Enhancements

For trucks, vans & RVs

- Utilizes microcellular foam
- Leak proof / puncture proof
- Maintenance free
- Quick, easy, no-drill, bolt-on installation
- Provides a smooth, comfortable ride
- Progressive rate springs
- Levels load & reduces sway
- Built in the USA
- Patent pending



### CargoBuckle Flush Mount System

The CargoBuckle Flush Mount System enables the CargoBuckle to be instantly ready when you need it, but neatly tucked out of the way when you don't.



To use, simply open the "trap door" and the CargoBuckle hinges up to the ready position. When not in use, the CargoBuckle hinges below the floor and the "trap door" closes.





### Telescopic Trailer Tow Mirrors

OEM direction replacement mirrors increase safety, enhance appearance and slide out to improve vision.

#### OEM Direct Replacement Mirrors

- LED turn signal & clearance lights available
- Allows the driver to see past a 102"-wide load
- Available in manual, electric / heated, & electric / heated / lighted models

### Universal Towing Mirror

- Universal design fits majority of vehicles
- Installs in seconds
- Fully-enclosed mirror head reduces wind vibration
- Ratcheted tightening mechanism secures mirror



### Custom Towing Mirrors

These mirrors slide over your existing mirror to give you added vision for towing. Easy installation with no tools required.

They are fully adjustable and do not obstruct your existing mirror.



### Adapters

- Fit between existing vehicle-side & trailer-side connectors
- Eliminates rewiring by allowing connectors to work together

### Basic Wiring Solutions

- Universal applications
- Vehicle-side or trailer-side connectors
- Ideal replacement solutions



### Converters

- Some vehicles require converters to protect sensitive electronics



### Brake Controls

- Stop quickly & safely when towing
- Most states require the use of a brake control on larger trailers
- Protects investment in your vehicle & trailer



### Vehicle Wiring Kits

- Vehicle-side connectors
- Specific to make / model / year
- Ideal solution when your vehicle is without an existing connector



### Levels

- Hopkins™ levels make leveling your RV or trailer, day or night, much easier.



## Portable Wireless Color Camera System



Swift Hitch was designed to assist anyone who has ever struggled with hitching any style trailer or snowplow. Totally portable; charge camera and display/receiver from any vehicle 12-volt socket (charge cable included) and run continuously for up to 4 hours. The fully automatic night vision camera allows the user to hitch up in total darkness – a truly neat feature!

- No installation
- Portable wireless hi-resolution color display
- One button operation
- Fully automatic night vision camera
- Strong magnetic mount on camera for ease of use
- User selectable reverse (default) or normal image
- Can be used on multiple vehicles
- Charges from vehicle 12-volt socket
- Can be used as an inspection camera
- One year warranty against defects in workmanship



## Class I LED Directional Light Heads

- Slimline, high intensity, surface mount light
- 24 1-watt LEDs & 16 flash patterns
- Ultra-compact housing

## Back-Up Alarm

- Compact size & universal mounting maximize location options
- Voltage spike & surge protected



## Color Camera System

- 5.6" LCD color monitor with internal controller, standard color camera & transmission cable
- Expandable up to 2 cameras



## Class III / IV / V 5/8" Bent Pin Lock

Part # 375DAT



## Stainless Steel 1/2" & 5/8" Barbell™ Lock

Part # 1480DAT



## Plug & Go Hitch Alignment / Back-Up Camera

Part # 4843DATSEN



- 15-minute installation
- No lug nut removal
- Easy removal for tire & wheel maintenance
- Easy do-it-yourself installation tool included



**D.O.T. Liner Installation is quick and easy...**



Note: Some applications use a one-piece jamnut and jamnut cover

# GENERAC®

## GP Series Portable Generators

On the go? Take Generac with you.

With a range of power options from 3250 to 17,500 watts, Generac has an affordable, reliable portable generator for your application.

- Steel fuel tank with incorporated fuel gauge monitors fuel usage at a glance
- Low oil shutdown prevents engine damage
- Circuit breaker protected outlets protect against circuit overload
- Locking fold down handles & never-flat wheels for easy portability



## iX Inverter Generators

Designed for life on the road.

Generac's iX Series inverter technology takes the raw power produced by the generator and passes it through a special electronic microprocessor to provide clean and stable power, safe for computers and other sensitive electronic devices. Designed for life on the road, its durable, lightweight, compact design with built-in handle offers portable power for camping, tailgating, and recreational use.

- Lightweight & compact – Up to 40% lighter than a standard generator of equal watts, with a built-in handle that lets you move it with minimal effort
- Super quiet & campground friendly – Full enclosure greatly reduces noise
- FlexPower™ for operation mode options – High mode for large loads or battery charging, Eco Mode to save fuel & reduce noise even more
- Engine protection – Low-oil shutdown detects low oil level & shuts the engine down to prevent potential engine damage



**Tow  
ector**  
shield



Protect your boat or camper with the hottest item in mud guards and mud flaps!

The patent pending Towector® Shield will guard against rocks, gravel, sand, mud, tar and road grime.

**GO RHINO!**  
PRODUCTS™

## Step-N-Tow Hitch Step



- Made from high grade aluminum alloy
- Universal – fits all receiver hitches
- Slip resistant step surface
- Provides step access to rear of vehicle with or without trailer attached
- Available in black powder coat or polished stainless

## Spray-On Cartridge System Bed Liner

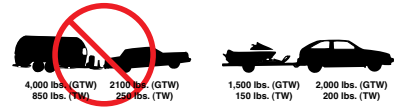


- 8 base colors can be mixed to produce 100s of colors to match any vehicle
- Environmentally friendly – no VOCs or solvents
- One of the most UV-stable spray-on liners in the industry
- Will never warp, crack or peel
- Requires no maintenance: permanently bonded & easy to clean – just spray with hose & go
- 55-gallon drums available for larger systems



The publishers are not responsible for typographical or pictorial errors in this catalog. Copyright © 2010. All rights reserved. All text, graphics, pictures, logos and the selection arrangement thereof is the exclusive property of the Publishers, or its content supplier. No portion of this catalog, including images, may be copied or reproduced in any form without the prior written consent of the Publisher.

**HOW TO USE THE QUICK SELECTION CHART:** Find the tow vehicle and size at left and the trailer size and GTW along the top. Where the boxes meet, you'll find the types of hitches that will work for that combination. **Note:** This chart is a general guide, and the specific weights and capacities of the actual trailer, tow vehicle and available hitch must be known in each case. **Caution:** Class I Hitches are not to be used for tandem axle trailers, horse trailers, or house-type travel trailers regardless of weight.



Trailers  Tow Vehicles	Weight-Carrying			WC / WD
	Class I Up to 2,000 lbs. (GTW) Up to 200 lbs. (TW)	Class II 2,001 - 3,500 lbs. (GTW) 201 - 300 lbs. (TW)	Class III 3,501 - 5,000 lbs. (GTW) 301 - 500 lbs. (TW)	Class IV - Wt. Dist. 5,001 - 14,000 lbs. (GTW) 501 - 1,400 lbs. (TW)
Subcompact/Compact Cars 	Class I Class I Sportframe			
Mid-Size Cars/Small Pickups 	Class I Class I Sportframe	Class II Frame Hitch	Class III Receiver	
Minivans & SUVs 	Class I Class I Sportframe	Class II Frame Hitch	Class III Receiver	
Full-Size Cars, Pickups, Vans, Utility Vehicles 	Class I Sportframe	Class II Frame Hitch	Class III Receiver	Class IV Weight-Distributing Hitch

**Meyer is more than just RV and trailer. Check out these other great products!**

MeyerDistributing.com 800.MEYERUSA 	<b>BED COVERS</b> 	<b>SNOW PRODUCTS</b> 	<b>WINCHES</b> 	<b>SUSPENSION</b> 
<b>WHEELS</b> 	<b>TIRES</b> 	<b>TUBES / STEPS</b> 	<b>DEFLECTORS / SHIELDS</b> 	<b>GRILLES / GRILLE GUARDS</b> 
<b>PERFORMANCE</b> 	<b>LIGHTS</b> 	<b>RACKS</b> 	<b>BED ACCESSORIES</b> 	<b>TOOLBOXES</b> 




## Turnover Ball™ Gooseneck Hitch

- Convert to a level bed in seconds & have full use of your truck bed
- Only a 4" hole in the bed required
- Precise fit and installation for all full sized trucks
- Easy installations – no bed removal required



30,000 lbs Trailer Weight  
7,500 lbs Vertical Weight



## Relax. It's not the time to worry about your hitch. That's why you chose the B&W Companion.

- Utilizes under bed mounting system – no permanent rails in your bed
- Easily converts to a level bed
- Vibration dampeners provide quiet towing experience
- 1" locking jaws give effortless hook-up and release



18,000 lbs Trailer Weight  
4,500 lbs Vertical Weight

## Bling for your truck – Tow & Stow Receiver Hitch



Adjust the height



Rotate the ball



Stow the hitch

